



BLUE MOUNTAINS CREATIVE ARTS CENTRE NEWSLETTER

October 2019

WEB SITE: [www.bmcac.org.au](http://www.bmcac.org.au)

FACEBOOK: [bmcacsaturdaypotters](https://www.facebook.com/bmcacsaturdaypotters)

The Blue Mountains Creative Arts Centre's  
potters present



# CLAY CREATIONS Pottery Exhibition

19TH 20TH October  
Glenbrook Theatre Hall

Great Western Highway (next to the Glenbrook Information Centre)



The unique, handcrafted, functional and sculptural pieces have been created by local emerging and experienced potters.

Also featuring local artists : Christopher Vidal, Malcolm Robertson and Peter Sherwood

Open 9am – 5pm  
Informal opening 10am Saturday  
Join us for juice and nibbles

*Ideal Christmas Gifts!*



## CONTENTS

## FROM THE EDITOR

3	President's Report
4	Pottery Facilitator's Report
5	For Potters: Underglaze Colouring
6	Information for Exhibitors in the Pottery Exhibition Art Director's Report Life Drawing Report
7 - 10	Picture Gallery: "Body & Soul" Life Drawing & Painting
11	News about our Members
12	Richard's Musings
13 - 15	What's On?
16	Lower Mountains Art Trail poster
17	Class Time Table for Term 4

Egged-on by Richard's musings I have begun musing as well:

What is Art?

The question reminded me of the fable about the elephant getting inspected by blind-folded people. One mistook it as a pillar when touching its massive leg; another got hold of its tail and thought it was a rope; yet another mistook the movement of its trunk as a snake and so forth. Different folk seem to have many different ideas what Art is and what it means to them.

I take consolation from a saying by the poet Rainer Maria Rilke: "... try to love the questions themselves... do not seek the answers... LIVE the questions".

In future editions of 'Creations' I'd like to introduce a new, occasional feature in which members and other readers might extoll their views, experience and meaning of Art.

I'd welcome your contribution! Please contact me at < rudich7@dodo.com > .

Until next time, keep questioning & questing.

Rudi Christen



A few of our members, who are also members of the Blue Mountains Creative Arts Network, are participating in this year's Lower Mountains Arts Trail. Ingrid Russell, Alison James and Gus Carrozza will be exhibiting at the Centre on October 26 and 27. An invitation is extended to all members and their families to come along and see the exhibition. Works will be for sale including fine art, pottery, jewelry and fibre works. Please check out our poster on page 16. For a complete list and map of participating studios visit [www.bmcan.com.au](http://www.bmcan.com.au)



## PRESIDENT'S REPORT *Alison James*

We are about to head into the last term of the year for our classes, with plenty of lovely work being created last term it will be great to see new students learning new skills as well as the continued progress of some of our students who will join us once again.

Our pottery exhibition is being held on the 3<sup>rd</sup> weekend of this month and the Print Prize is on the weekend of the 1<sup>st</sup> of Nov. I encourage all of our Members who are able to participate to do so, as the experience of exhibiting and selling your work is a very fulfilling part of your art journey.

Work continues around the centre with the brick retaining wall and paving as our volunteers, David Russell and David Attwood find spare time to complete the task.

You may have noticed that there have been some changes as we move with technology and current standards when taking payments and enrolments, and we appreciate everyone's understanding. We are a self-funded centre, we do not receive the same financial support that other centres in our area do. These changes are made with the intention of making things easier for both our Volunteer committee and the centre finances.

Speaking of volunteers, I'd like to remind our Members that the committee is run by volunteers who are only human. We have lives that sometimes interfere with what we would love to be able to do for the centre. We dedicate hours to the centre that our families would like to spend with us and sometimes we unfortunately get side-tracked by life.

If you have any issues with anything please ask your class teacher first, as they may be able to resolve the issue. If not, they can raise it on your behalf. If it's not a student issue, but a member issue, please feel free to contact us by email or phone.

A quick couple of reminders:-

**Membership cards are in the little white basket, sitting on the bench near the notice board in the main room.** You can receive a 10% discount on most items at ColourArt Springwood, Artsup in Kingswood and Eckersley's in Westfields Penrith.

As the spring months continue to warm up and we head into summer the local snakes will begin to be active. We have had previous Brown Snake sightings on our block, so be aware and note that first aid kits are in the kitchen of the main building and also in the Pottery yurt (orange yurt).

Your president,

Alison James

*"Art should comfort the disturbed and disturb the comfortable."*

*Banksy*



Congratulations to our potters who did very well in the Penrith Show. Congratulations to Christine Reynolds, Marianne Pollpeter and Bronwyn Campbell on their awards – details were in the recent addendum to Creations.

Christine is moving house and has donated several bags of clay for anyone who would like to take them. There is a mixture of earthenware and stoneware. Some are in a workable state and some need reconstitution. I have left them on the shelves outside the kiln room. Please take what you want.

### THE KILN ROOM

The kiln room was in a bit of a crisis this week. I found it in a disgusting state recently after I came back from holidays. The floor has been quite dirty for some time and disintegrating fibre from the mother bear's kiln door made matters worse. I am surprised that the fibre was allowed to break down onto the floor and obviously had been continually walked on without anyone bothering to clean it up. It is not just one person's responsibility. If you use the kiln and pots get broken and pieces fall off the door when you open it, it is your responsibility to clean up immediately. Your health is in danger as well as everyone else's. I have glued the fibre back on the door as a temporary fix until we can get the man back to fix it properly. Please treat it with care. I have mopped the room and I have bought a dustpan and brush for the kiln room. Please use it. **Remember to always wet down the area before sweeping.** I have also bought some smaller, more flexible, leather gloves hoping they will be easier to use. I am not sure if they will have enough insulation so be careful when you use them for the first time.

On the day of our committee meeting the hinges on the orange kiln room door snapped due to corrosion from kiln fumes. Thank you so much to David Russell and Alan Campbell who came to the rescue and fixed the problem soon after.

### DRY GLAZE INGREDIENTS

I have bought some smaller white lidded buckets to transfer our dry ingredients into in an effort to get rid of some of the large garbage bins that are taking up so much room and are beginning to crack. Hopefully, that will give us more space in the kiln room.

The ingredients are there for all to use free of charge to make test glazes. The larger amounts of dry ingredients in the kiln room can be purchased for half the Blackwattle catalogue price per kilo. Just ask me or Michael first to make arrangements.

### POTTERY ROOM

As with the kiln room, I think all groups need to step up with remembering to clean up thoroughly after themselves. Once again the extruder is jammed tight with dried clay. If you were the one to do this, you are the one that needs to clean it out. There is a bottle brush available for this. Please wash all buckets, dishes and containers inside and out. That means they should have no clay on them when you put them away. Half washed tools do not belong on the drip tray beside the sink.

I have stored the plastic basins on the top shelf and taken out old buckets to give us more storage space under the sink. I have bought a small stool to use as a step up to make reaching the top shelf a little easier, but you may still need to use the step ladder if you can't reach safely. The teachers suggested I purchase a smaller garbage bin for us to use. The big one is continually filled to the brim and not emptied because it is too heavy to lift. Hopefully, the smaller one will encourage **each group** to empty it if they see that it is full by taking it up to the bin on the road.

If we all work together we can create a healthy, pleasant environment for us all to enjoy.

( Have I said this before?)

*(cont. next two pages)*



## FOR POTTERS USING UNDERGLAZE COLOURS – By Bronwyn

Lately some of our group have had a problem with pieces that have been underglazed and the glaze shivering off after firing. Paperclay, in particular, is very prone to shivering. (Large flakes of underglaze and glaze lift off the pot.) I too struggled with this for over a year but overcame the problem with some advice from Amanda at Blackwattle.

The process I use is as follows:

- 1) Make your pot and let it thoroughly dry.
- 2) Stir your underglaze thoroughly before each time you use it as the heavier elements sink to the bottom. If your underglaze has got lumpy you need to sieve it and get it to a smooth, even consistency before use. Try not to add too much water if it has dried out a bit, just minimal amounts to get it paintable. This process also applies to paint on glazes. Never paint on unstirred or lumpy glazes. You will not get an even glaze finish and it will likely crawl.
- 3) Wipe your entire pot with a just damp sponge to make sure there is no dust on your pot.
- 4) Paint on your 3 coats (If you want a solid colour.) Let each coat touch dry before doing the next coat. Match your underglaze line to your glaze line at the bottom of the pot. Do not paint the bottom of your pot with underglaze. It is expensive and wasteful unless you are glazing the bottom of an earthenware piece and firing it on stilts. Leave 3 or 4 mm free of glaze and colour at the bottom.
- 5) Bisque fire your piece to **1100 degrees**. This helps to burn off gasses that are in the colour pigments. Part of the problem is, if this is not done, the gasses become trapped between the colour layer and the glaze layer.
- 6) Glaze your bisque pot. Use 3 even coats for paint on glazes.  
For my bird pots, after consulting with Walkers, who make Cesco glazes, I presently use EQB 6250 suitable for midfire transparent gloss glaze. I had a problem with EQB 6490 bubbling and Walkers suggested I change because they had had a few reports of problems with the previous glaze.
- 7) Fire your pot to required temperature. 1080 for really bright colours. I use JBI clay and fire mine to mid fire 1220 -1240. The pots are more durable and less brittle than earthenware. You can fire underglaze to stoneware temperatures but many colours burn out completely eg. Pink, so test your colours to see what they do.





## INFORMATION FOR EXHIBITORS IN OUR POTTERY EXHIBITION

You should have received all the details you need to know about our exhibition already in the Creations addendum I sent you. If you have not, please ring me on 0411041054. If I have not heard from you about required table space by the 16<sup>th</sup> October you may miss out.

Remember setting up time is from 1pm – 4pm. Please arrive well before 4pm as I have to leave immediately at 4pm. For those who can't make it, the room will be open at 7:30 am on Saturday.

Christopher Vidal, Malcolm Robertson and Peter Sherwood have kindly agreed to hang paintings in our exhibition. It has been decided not to have an opening speech this year, but we will pass around nibbles and drinks for those who would like them. Next year we are planning to have an official opening-night.

### ART DIRECTOR'S REPORT *Ingrid Russell*

Enrolment day for Term 4 is coming up on Saturday Oct 19. Again it will be held at the Glenbrook Cinema hall at the Pottery Exhibition. Enrolments are open now on the website. We have already taken quite a few and it looks like we will get a home school pottery class this term.

There has been a complaint about the credit card fee and the stoppage of bank direct deposits. The new system is designed to streamline enrolments and make it easier and quicker for the treasurer and class coordinator to reconcile the classes and payments (which can take many hours), and the system keeps track of class numbers, so we don't overbook classes. We are not taking direct deposits anymore because many people were either not sending in their bank receipts to show payment was made or they have been incorrectly referencing their payments, so it was difficult to match payments with people and classes. As we take in over 100 payments each term the fees for us do add up substantially.

We are offering most of the same classes again this term and hopefully we can run them all. Fees have been kept at the same level this term.

### LIFE DRAWING REPORT *Joy Myers Creed*

Our recent, annual Life Drawing and Painting Exhibition featured 13 exhibiting artists. Five of them made sales which is an excellent result for a life drawing event.

Opening night was a celebratory affair for all. The weather was lovely, and Richard delivered his opening speech with sincerity and wisdom. I enjoy Richard as he delves deeply into the reasons why we "do" art and are all the better for this noble pursuit. I'm aware though that it's really only the initiated who understand and appreciate his wisdom and wit. A copy of his speech was in last month's 'Creations'. On the following pages there are lots of photos of our exhibition taken by Liz and Rudi.

We continue to have new models who get in touch, wanting to model for us. Also new drawers turn up from time to time. The new drawers come a few times and then some decide it is a group they want to belong to and others know it's not for them. Everyone is welcome and there is no need to be a member for the first session.


It really is exciting to draw a person who is committed to being still and willing to be drawn from all angles. The models actually enjoy their sessions too and say it's very meditative. And they are delighted to be paid well. If you have any questions or ideas please phone me on 0247392413.



## **"BODY & SOUL": the BMCAC Life Drawing & Painting Exhibition**



Drawings by Malcolm Robertson



Painting by Roman Conyg







Painting by Richard Cutler



Drawing by Joy Myers-Creed



Drawing by James Hancock



Rudi Christen and Richard Cutler






Paintings by Elanora Mahboub

'Model Study' by Peter Newman



'Tribute to Arthur Stace' by Phillip Chaffey



John McCann and visitor





Elizabeth Bryden and her portraits



Intrigued (?) visitors



Terry and Phillip perusing artists' presentation folders



## NEWS about our MEMBERS

Ben Tankard from the Blue Mountains was announced the winner of the 2019 HAWKSURRY ART PRIZE at the exhibition opening on Saturday, September 14 with his painting titled *Aussie As 2*. He was awarded \$10,000 plus art residency at Glenhantly Estate.

The three eminent judges - Art Curator at Western Sydney University Monica McMahon, well-known artist Alan Somerville, and popular contemporary artist Laura Jones - were unanimous in their decision but agreed that the judging was very difficult.

Nearly 300 entries were received in the 2019 competition from every state and territory in Australia, with 40 finalists invited to exhibit their works for judging and sale at Purple Noon Gallery, Freemans Reach.



The Hawkesbury Art Prize was initiated in 2011 and is a national competition open to all Australian residents over 18 years of age. It is structured as a social enterprise and set up as a not for profit organisation, returning profits to art and/or disadvantage in the community.

Prizes are donated by sponsors. The exhibition was run until October 6. Ben is a member of our Life Drawing group.




At the PENRITH SHOW recently, Gus Carrozza was the winner of the Watercolour section with his painting *"Waiting for the Rains"*.



## Richard's Musings

It is obvious that we are living through a period of massive disruptions; some call it birth-pangs before new life. This in-between time can become one of more world-wide cooperation because of the threat of climate change. We can, if we concentrate, see expectation in it. When Cézanne said that he did not know whether he would enter the promised land like the prophets of old, he was telling us that this expectation could be what some of us are looking for in Art.



**JOHN OGBURN and the STILL LIFE**  
"Teeming Life-force and Colourful Ornamentation"

A review exhibition of John Ogburn still-lives, including paintings, pastels, watercolours and drawings, will open at Harrington Street Gallery on Sunday 20<sup>th</sup> October. Paintings selected from the many decades the artist focused on this subject will be on show.

I saw it in John Ogburn's paintings; he was my art-teacher for many years. He died almost ten years ago but his wife Marita is showing his paintings at the Harrington Street Artists Co-operative Gallery in Sydney, starting on 20<sup>th</sup> October to 17<sup>th</sup> November. If you wish to see new life and expectation in painting, experience it there! It consists in seeing the relationships between things and qualities in a painting. His paintings are not only beautiful but meaningful for the times we are living through.

I contrast this with some of the conceptual "anti-Art" now at the Art Gallery NSW from the Kaldor collection. I see a David and Goliath battle going on for the hearts and minds of Australians, now and in Art.

Never believe what an artist says,  
only what he paints.

*Fred Williams*

## HARRINGTON STREET GALLERY



**17 MEAGHER ST CHIPPENDALE**

Tel 93197378

[www.harringtonstreetgallery.com](http://www.harringtonstreetgallery.com)

**GALLERY HOURS: 10AM TO 4PM**

**EVERY DAY EXCEPT MONDAY**

**Parking available in adjacent streets**

Harrington Street Gallery is your local artists' co-operative. We have been exhibiting paintings continuously since 1973, firstly in Sydney's Rocks area and since 1986 at 17 Meagher St Chippendale. The idea of establishing a registered artists' co-operative was the inspiration of the artist John Ogburn. To further guard our freedom to exhibit the best, we have never sought or received government grants. We are able to keep running costs to a minimum through the generosity of voluntary help given by our members and friends.



## WHAT'S ON ?

Galleries, Exhibitions, Workshops, Prize Entries, Coming Events

### IMPORTANT DATES

19 <sup>th</sup> Oct.	Enrolment day at Glenbrook Theatre Hall
19 <sup>th</sup> and 20 <sup>th</sup> Oct.	Pottery Exhibition "Clay Creations" at Glenbrook Theatre Hall
26 <sup>th</sup> and 27 <sup>th</sup> Oct.	Lower Mountains Arts Trail (see poster on page 16 )
1 <sup>st</sup> to 3 <sup>rd</sup> Nov.	Blue Mountains inaugural Print Exhibition
7 <sup>th</sup> Nov. 7.30 pm	BMCAC Committee meeting
30 <sup>th</sup> Nov. & 1 <sup>st</sup> Dec.	Nepean Potters' Exhibition

### **Mastering and Mixing Colours (Oils) with Christopher Vidal**

**24th of November 10am to 4pm**

The aim of this class is to teach you to understand and mix colour when painting. You will learn how to identify colour and how to replicate it by mixing paint, learning how to create shade and light in a painting.

During the day we will perform several colour mixing exercises that help you to understand how colours behave on their own or when mixed while adjusting hue, value and chroma.



These exercises will include preparation of own colour wheels, value studies, local colour matching and painting from life. There will also be a short introduction about light, pigments and other painting materials.

During the second part of the day we will focus on other practical exercises where we apply what we learned earlier into a small painting.

What you will learn:

- How to understand colour: New concepts of the colour theory and mixing
- Using a limited palette
- Learn to use the Munsell System to adjust hue, value and chroma
- How to avoid getting muddy colours

For bookings: <https://masteringmixingcolour.eventzilla.net>



# THE OTHER ART FAIR

SYDNEY  
24-27 OCTOBER 2019  
THE CUTAWAY AT BARANGAROO

PRESENTED BY  SAATCHI ART



It's happening, it's here! We're excited to bring you the official launch of The Other Art Fair Spring edition from the 24-27 October at our brand-new home,

The Cutaway at Barangaroo Reserve.

We've confirmed our brand-new line up of 130 artists, we've confirmed our brand-new live art experiences (more on that soon), now all we need is you.

You can grab your ticket to The Other Art Fair Sydney for just \$10\* using the code  
EARLYBIRD50.

## BLUE MOUNTAINS CULTURAL CENTRE

30 Parke Street, Katoomba 2780

**Wendy Tsai: Drawing Kedumba** 5 October – 1 December

*Drawing Kedumba* is a collection of drawings, video and embroidery documenting the Kedumba River in Katoomba that stretches from the Gully to Katoomba Falls. The exhibition visually maps the landscape and reveals the struggle between historical and natural preservation, about Aboriginal displacement, colonisation and overdevelopment.

**Reality in flames: modern Australian art and the Second World War** 31 August – 20 October

*Reality in flames* explores the different ways in which Australian modernist artists responded creatively to the war, producing work which sought to comprehend cataclysmic events. It also provides a visual history of the period, revealing the war as a transformative force that altered Australia and the world. The exhibition consists of 88 works of art drawn from the Australian War Memorial's collection, which forms one of the most diverse and comprehensive accounts of Second World War Australian modernist art. This is the first exhibition dedicated exclusively to exploring the reactions of Australian modernist artists to the Second World War.



**'Spring, collaboration of colours' by Marina Strijakova**

*When:* OPENING RECEPTION Sunday 13 Oct. 2019,  
3pm till 5pm. Free.

Exhibition dates: 1 - 27 October 2019

*Where:* **The Alley** (đường hẻm) 212 Enmore Road,  
ENMORE, NSW 2042

(An ArtSHINE galleries partner venue)

Please join Vinh Van Lam and Stuart Horrex together with the ArtSHINE community to celebrate the launch of the solo exhibition by Marina Strijakova, 'Spring; collaboration of colours'

*About The Exhibition*

Fascinated by the beauty of our planet from an early age, Marina expresses herself through her oil paintings and a unique controlled colour flow style for her works in acrylic.

In this exhibition, Marina presents works focused on the intensity of colour brought about by blossoming flowers. This new collection is a result of Marina's experimentation with paint, medium, solvents, oils and a variety of odd tools resulting in magnificent floral acrylic art on tiles.

In thematic harmony the 'Colors of Gardens' section also presents several of Marina's latest oil on canvas paintings.



## PENRITH REGIONAL GALLERY

86 River Road, Emu Plains

**Gifting**, showing until 17 November 2019.

**Celebrating the story of Penrith Regional Gallery, Home of the Lewers Bequest**  
*Gifting* is an exhibition of works from the collections of Penrith Regional Gallery, Wollongong Art Gallery, Mosman Art Gallery and Bathurst Regional Art Gallery which acknowl-

Many thanks to the following businesses who provide 10% discount to our members.



Shop 2/147 Macquarie  
Road 2777 Springwood

(02) 4751 3777



Westfield Penrith  
Ground Level, near JB HiFi

(02) 4731 4155



Shop 7, 98 Manning Street,  
2747 Kingswood

(02) 4736 5866



## Welcome

The artists who are opening their doors create paintings, textiles, photographs, mosaics, glasswork, sculptures and more!

## Sponsored by:




Blue Mountains CREATIVE ARTS NETWORK  
PO BOX 7306  
LEURA NSW 2780  
www.bmcn.com.au  
Ph: 0419 005 949




Privately supported by  
**FRRR**  
Foundation for Rural  
& Regional Renewal



**John Chapman - Solicitor**  
PO Box 7306  
LEURA NSW 2780  
0419 005 949  
legal@johnchapman.com.au  
www.chapmanlegal.com.au



**Becsmart Murals**  
Children's Themes - Trompe-L'oeil - Fine Arts  
040 205 1410  
www.becsmart.com.au



Blue Mountains  
**CREATIVE ARTS**  
NETWORK

## Who are our participating artists?

- 1. Stephen Travers, 51 Bruce Rd Glenbrook**  
Stephen prefers to confine his artwork to a section often akin to looking out an upper floor window emphasising the constituent parts of colour, shape, light, tone, texture, and positive and negative space.
- 2. Blue Mtns Creative Arts Centre, Cnr Hare & Moore St, Glenbrook**  
Members of both BMCAAC and BMCAN exhibiting their works across a range of mediums and styles, including ceramics, paintings, print making and more.
- 3. Fay Graham, Cnr Park & Old Bathurst Rd East Blaxland**  
Fay has an impressionistic style and works with acrylic, watercolour and mixed media.
- 4. Vanessa Whittington, 38 Coolabah Rd, Valley Heights**  
Vanessa works in oil and acrylics on canvas and watercolour and mixed media on paper. She is currently finalising a series of mixed media works based on aerial landscape photographs, and vibrant oil paintings of Central Australia.
- 5. Lisa Frances Judd, 41 Glenelgin Rd Winmalee**  
Lisa has developed her distinctive abstracted style over the last decade. A Featured Artist on Australia's largest online Art Gallery, Lisa's works have sold locally & internationally.
- 6. Marlene Jones, 38 Raymond Road Springwood**  
After many years of painting, in many mediums, including oils, acrylics and mixed media, Marlene continues to love painting and finds it rewarding and challenging.
- 7. Col Jennings, Unit 27, Waratah Village, 110 Lalor Drive Springwood**  
Col's recent works, mainly landscapes and seascapes, have been chosen from all our Australian States and Territories. This year Col will be displaying a selection of photographs and cards for sale.
- 8. Trudie Moore, Villa 13, Waratah Village 90-110 Lalor Drive Springwood**  
Trudie was introduced to the fascinating medium of Encaustic art (using coloured beeswax as a medium) in 2006. From small works on card and paper, she progressed to larger canvases.
- 9. Roslyn Elms, Little Wombat Gallery, 14 Watkin Wombat Way Faulconbridge, NSW**  
Original paintings, award winning photographic art, fine art, artisan jewellery, porcelain art, smaller gift items and more.
- 10. Alison Rose, 9 Meeks Crescent, Faulconbridge**  
Alison is currently exploring atmospheric landscapes inspired by the blue mountains and her travels. Oil paint on wood panel is Alison's current mode of artistic expression, but don't be surprised to see a watercolour, drawing or photograph sneaking out of the woods too.

# Arts Trail

26th & 27th  
October  
2019

Lower  
Blue  
Mountains

Go to ...  
[lowermountainsartstrail.bmcn.com.au](http://lowermountainsartstrail.bmcn.com.au)







# Blue Mountains Creative Arts Centre, Glenbrook

## Class Timetable Term 4 2019 [www.bmcac.org.au](http://www.bmcac.org.au)

**Enroll early online or on ENROLMENT DAY - Saturday 19<sup>th</sup> October, 10:00AM TO 2:00PM at the Glenbrook Cinema Hall.**

Week 1 starts 21<sup>st</sup> October, unless otherwise stated on timetable.

Please note: Children must be enrolled **prior** to attending lessons. Late enrolments cannot be accepted unless there is room in the class, please email enquiry to [bmcac.mail@gmail.com](mailto:bmcac.mail@gmail.com). Children's classes are for children aged 6 to 12 years. Parents please sign Terms and conditions.

All adult students must be members of BMCAC. Membership is \$50 per annum. \$25 after June. Extra \$15 to join Potters Group.



Day	Time	Code - Class	Teacher
Mon	10:30-1:30	<b>AAM10</b> – Drawing/Painting for beginners and Intermediate -Step by step instruction from drawing to painting. Build your confidence and skills. \$190.	Christopher Vidal
	10:00-12:00	<b>HSPM10</b> – Pottery for home schooled children \$150	Katherine Kennedy
	1:45 – 3:45	<i>Drop in and Print – experienced only – No tuition. Come and use our print making facilities.</i>	N/A
	1:45 – 3:45	<b>APM12</b> – Adults Print Making. Learn mono print, collagraph, etching and lino block printing. \$160 plus materials fee \$35 cash. <b>*NEW*</b>	Katherine Kennedy
	4:00 – 5:30	<b>CAM4</b> – Young Masters – Art for children aged 8 – 12, each week study a master or movement and use as inspiration for art making. \$150	Ingrid Russell
	4:00-5:30	<b>CPM4</b> – Pottery for Children - Hand building and some wheel work for ages 6 to 12. \$150	Alison James
	6:30 – 8:30	<b>ADM6</b> – Observational Drawing– learn the finer skills of drawing. \$160	Gus Carrozza
	6:30-9:30	<i>Drop in and pot – experienced only – no tuition. Members only. \$5 per session</i>	No Tuition
Tues	10:30-1:30	<b>AAT10</b> – Painting Realism in Oils & Acrylics – Learn traditional methods. Using oils and traditional methods learn to paint still life and landscapes, composition, perspective and capturing light. Beginners to intermediate. \$190.	Christopher Vidal
	3:00 – 6:00	<b>AMT3</b> – Mosaics - Come and learn mosaics for the first time or improve your existing skills. Adult class suitable for all levels. Each term we do a different technique. Students with mosaic experience are welcome to work on their own projects instead after consultation with Marian. \$190 - plus \$35 materials fee in cash (7 x 3 hr sessions) No session 25 <sup>th</sup> Nov.	Marian Shapiro
	4:00-5:30	<b>CPT4</b> – Pottery for Children– Fun with Clay. Ages 6 – 10 yrs. \$150	Alison James
	6:00-8:30	<b>TPT6</b> – Pottery for Teens – \$160 plus \$25 cash glaze and firing fee. Bring your own clay and tools. Optional: A basic tool kit and clay \$45 cash on first session, or just clay \$25.	Katherine Kennedy
	6:30-9:30	<b>AMT6</b> – Mosaics - Come and learn mosaics for the first time or improve your existing skills. Adult class suitable for all levels. Each term we do a different technique. Students with mosaic experience are welcome to work on their own projects instead after consultation with Marian. \$190 - plus \$35 materials fee in cash (7 x 3 hr sessions) No session 25 <sup>th</sup> Nov.	Marian Shapiro
Wed	10:00-1:00	<b>ASJW10</b> – Creating Silver Jewellery- Essential techniques for creating traditional silver jewellery for beginners and improvers, covering essential skills such as saw-piercing, texturing, forming, soldering and finishing. \$190 plus materials and tool hire fee cash \$90	Jane Tadrict
	4:00-5:30	<b>CAW4</b> – Mixed Bag – A fun class of drawing, painting and crafting. Great for younger children 6 – 10 years. \$150	Alison James
	6:30-8:30	<b>APW5</b> – Pottery for Adults – Hand building and wheel throwing for beginners and continuers. beginners class, 4 weeks of hand building and 4 weeks of wheel throwing. \$160, (plus \$25 cash glaze and firing fee due week 3). Optional: A basic tool kit and clay \$45 cash on first session, or just clay \$25.	Ingrid Russell and Bronwyn Campbell
	6:30-9:30	<b>ASJW6</b> – Creating Silver Jewellery -This class is an ongoing traditional jewellery course for beginners and improvers, which covers different techniques each term. \$190 plus materials and tool hire fee \$90 cash	Jane Tadrict
Thurs	1:30-3:30	<b>APTH1</b> – Pottery for Adults – beginners and continuers. Hand building and wheel work. \$160 plus \$25 cash glaze and firing fee due week 3. Optional: A basic tool kit and clay \$45 cash on first session, or just clay \$25.	Ingrid Russell
	1:30-3:30	<b>AWTH1</b> – Painting with Watercolour – beginners and intermediate. Learn the basics or extend skills in painting with watercolours. - \$160	Gus Carrozza
	4:00-5:30	<b>CATH4</b> – Manga Drawing for Children – Japanese style cartoon drawing technique for budding cartoonists 9 to 14 years. Materials provided, however students may bring their own Visual Arts Diary and favourite pencils and textas. \$150	Ingrid Russell
	6:30 – 9:00	<b>APTH6</b> – Pottery for Adults – Beginners and continuers –Hand building and wheel work. Beginners and continuers. Firing and glaze fee \$25 cash. Optional: A basic tool kit and clay \$45 cash on first session, or just clay \$25. (6 x 2.5 hr sessions only, no session 1 <sup>st</sup> Thurs of month). \$160	Ingrid Russell
	6:30- 8:30	<b>TIATH6</b> – Teens Illustration Art. Classic Music Poster. Learn poster illustration from a professional. \$200 plus materials fee \$40	Nick Potts
	7:30-9:30	<i>Committee meeting – first Thursday per month. Members welcome.</i>	N/A
Fri	4:00 – 6:00	<b>TIAF4</b> –Illustration Art for Younger Teens. Drawing. \$200	Nick Potts
	6:30-8:30	<b>APF6</b> – Pottery for Adults – Relief Tiles. Project based. Make relief tiles. Katherine will take you through the processes. Bring own Earthenware clay. \$160 plus \$25 glaze and firing fee. Optional: A basic tool kit and clay \$45 cash on first session, or just clay \$25.	Katherine Kennedy
	6:30-8:30	<b>AWF6</b> – Painting with Watercolour – beginners and intermediate. Learn the basics or extend skills in painting with watercolour. \$160	Gus Carrozza
Sat	9:00-12:00	<i>Drop in and pot – experienced only – no tuition. Members only. \$5 per session</i>	No Tuition